
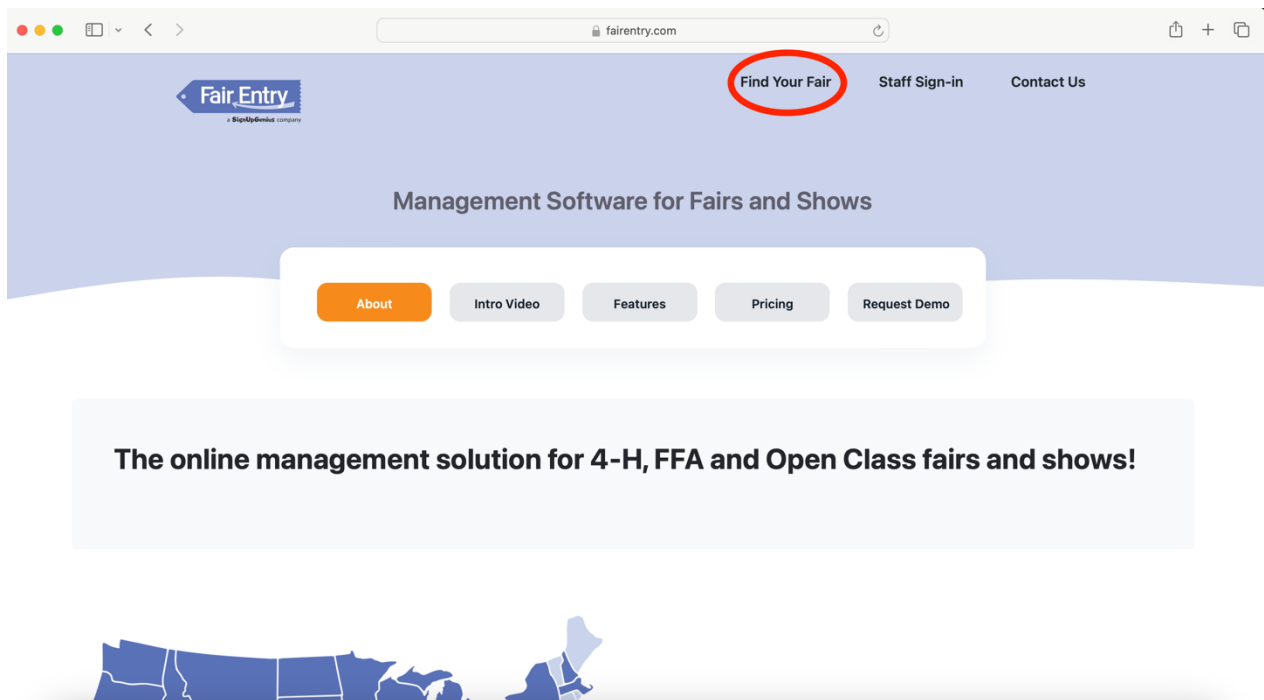


FAIR ENTRY SIGN-UP

1. Go to www.fairentry.com



2. Click on ‘Find Your Fair’



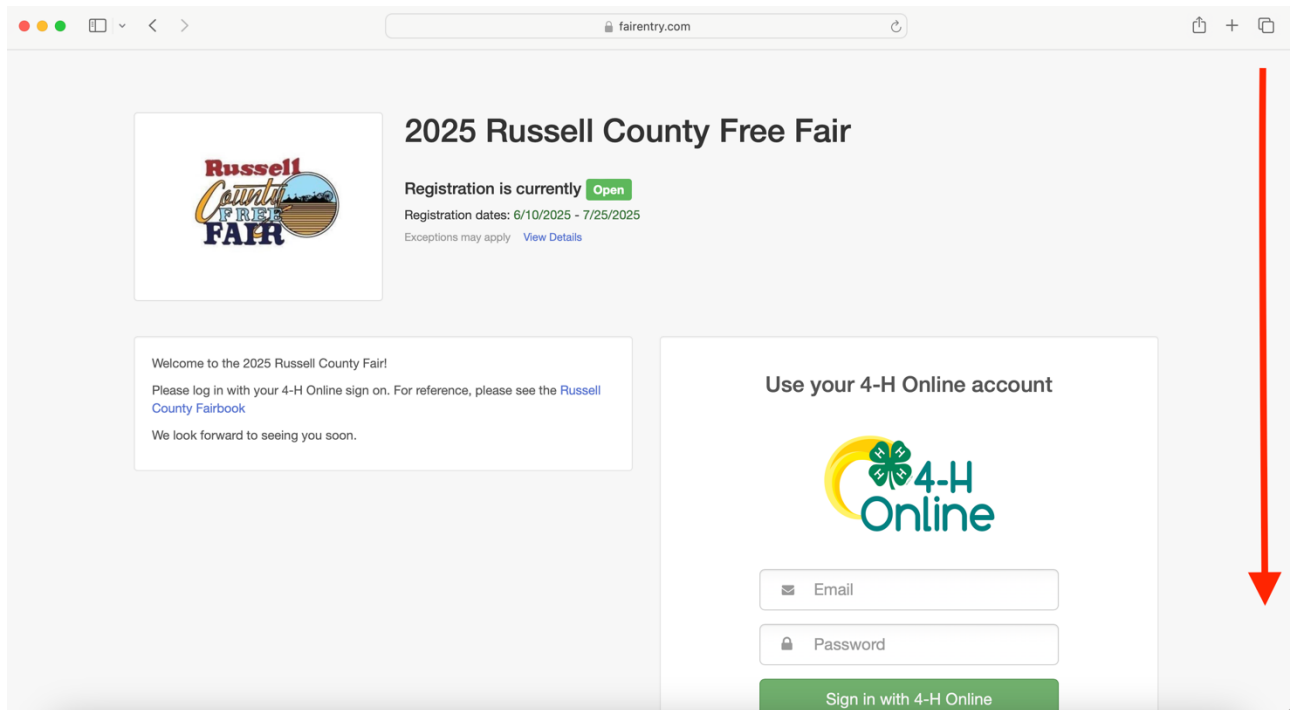
3. Type in 'Russell' in the search bar. Click 'Search'

The screenshot shows the FairEntry website's search results page. The search bar at the top left contains the text 'Russell', which is circled in red. Below the search bar, there are filters for 'Sorted by' (State) and 'Filter by State' (ALL). A blue button labeled 'Search' is visible. The results are organized by state: Alaska (3 Fairs), Arizona (2 Fairs), and Arkansas (6 Fairs). The Alaska section lists three fairs: '2020 Holiday Showdown' (December 11 - December 13, 2020), '2025 Southeast Alaska State Fair' (July 31 - August 03, 2025), and '2025 Tanana Valley State Fair' (July 25 - August 03, 2025). The Arizona section lists two fairs: '2024 Cochise County 4-H Static Building' (August 16 - September 13, 2024) and '2025 Navajo Nation Jr Livestock Show & Sale' (September 03 - September 06, 2025). The Arkansas section lists one fair: '2025 Cleburne County Fair & Livestock Show'.

4. Select 'Russell County Free Fair' Then select participate 'As an Exhibitor'

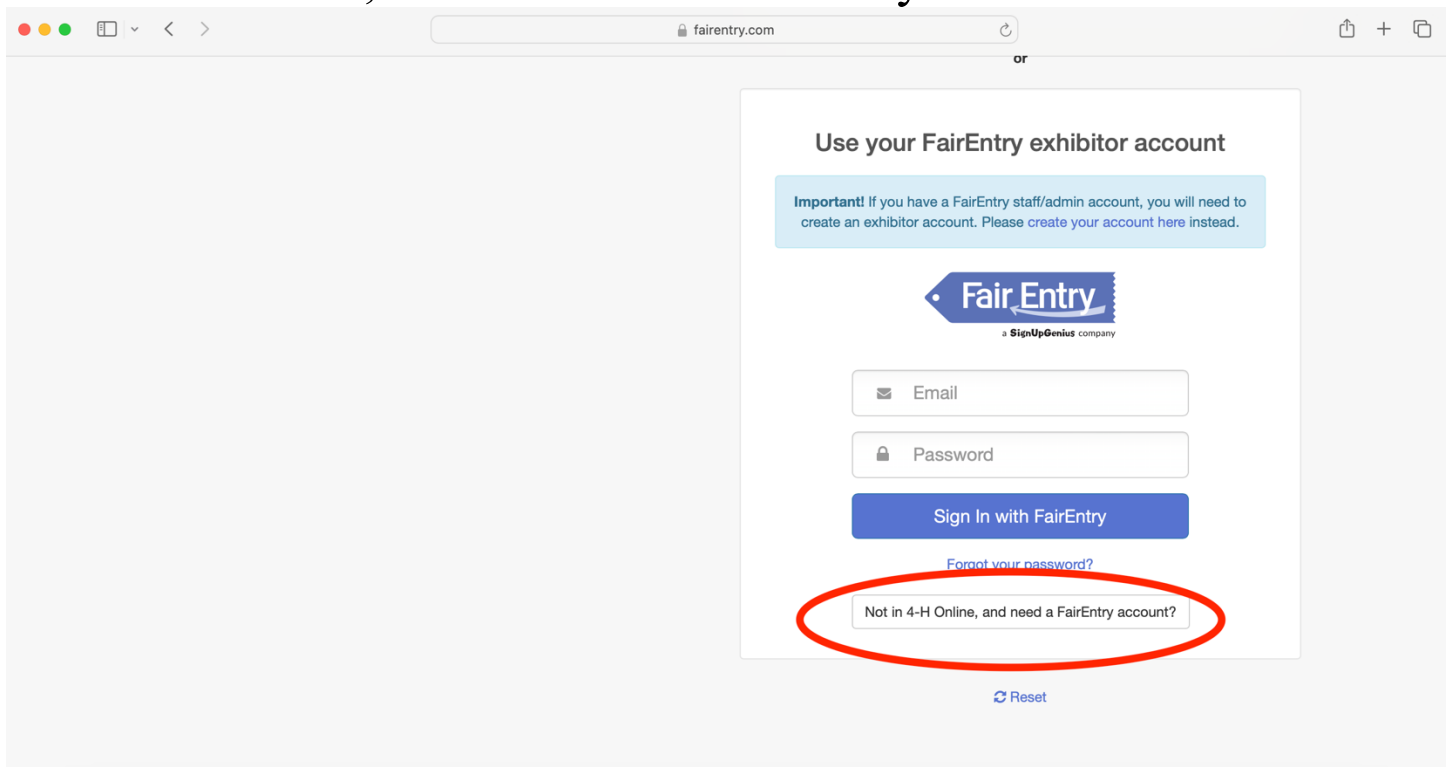
The screenshot shows the registration page for the 2025 Russell County Free Fair. The page features the fair's logo on the left and the title '2025 Russell County Free Fair' on the right. Below the title, it states 'Registration is currently Open' and provides the registration dates: '6/10/2025 - 7/25/2025'. A section titled 'How would you like to participate?' contains two options: 'As an Exhibitor' and 'As Fair Staff/Volunteer'. The 'As an Exhibitor' option is circled in red. The page also includes a welcome message and a footer with the FairEntry logo, connection information, and copyright details.

5. Scroll down to Fair Entry exhibitor account.



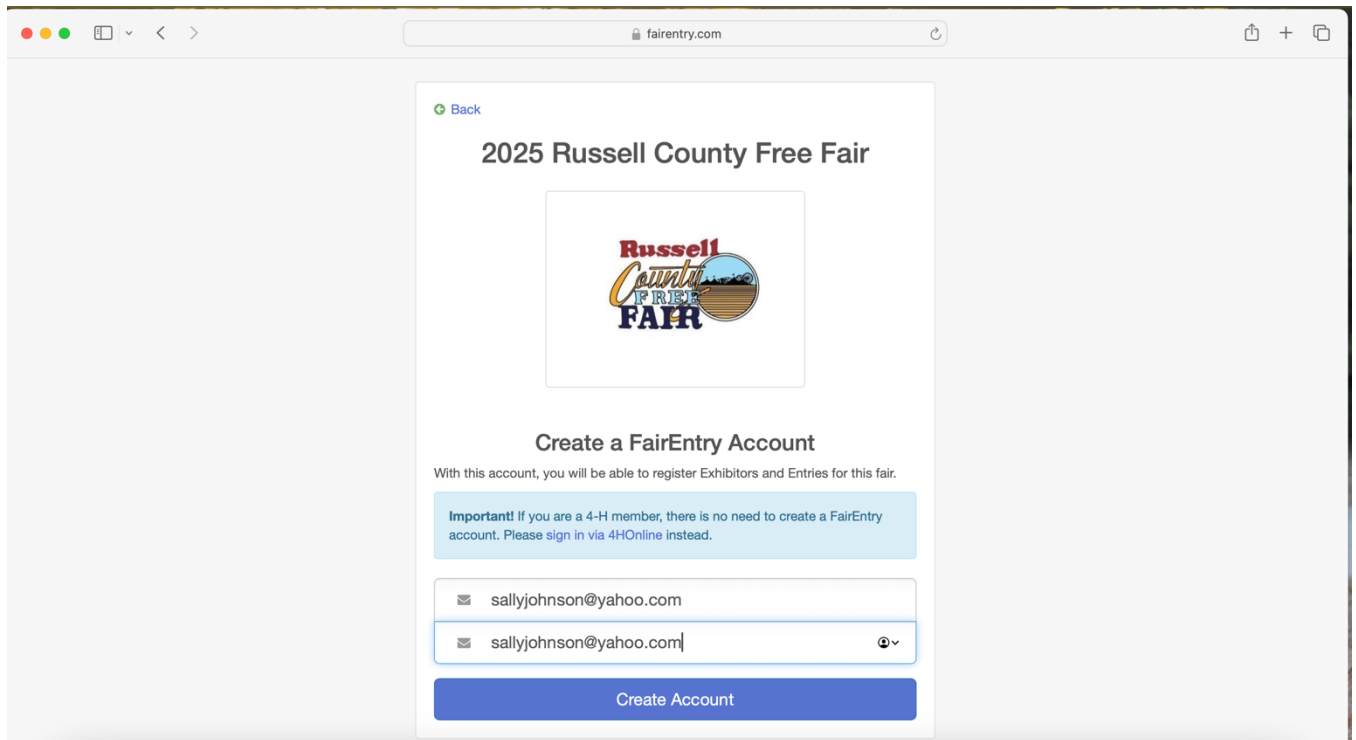
The screenshot shows the fairentry.com website. The main heading is "2025 Russell County Free Fair". Below it, it says "Registration is currently [Open](#)" and "Registration dates: 6/10/2025 - 7/25/2025". There is a "View Details" link. On the left, there is a welcome message: "Welcome to the 2025 Russell County Fair! Please log in with your 4-H Online sign on. For reference, please see the [Russell County Fairbook](#). We look forward to seeing you soon." On the right, there is a section titled "Use your 4-H Online account" with the 4-H Online logo. Below the logo are input fields for "Email" and "Password", and a "Sign in with 4-H Online" button. A red arrow points down the right side of the page.

6. Enter account information if you already have a Fair Entry account. If not, select 'Need a Fair Entry account'



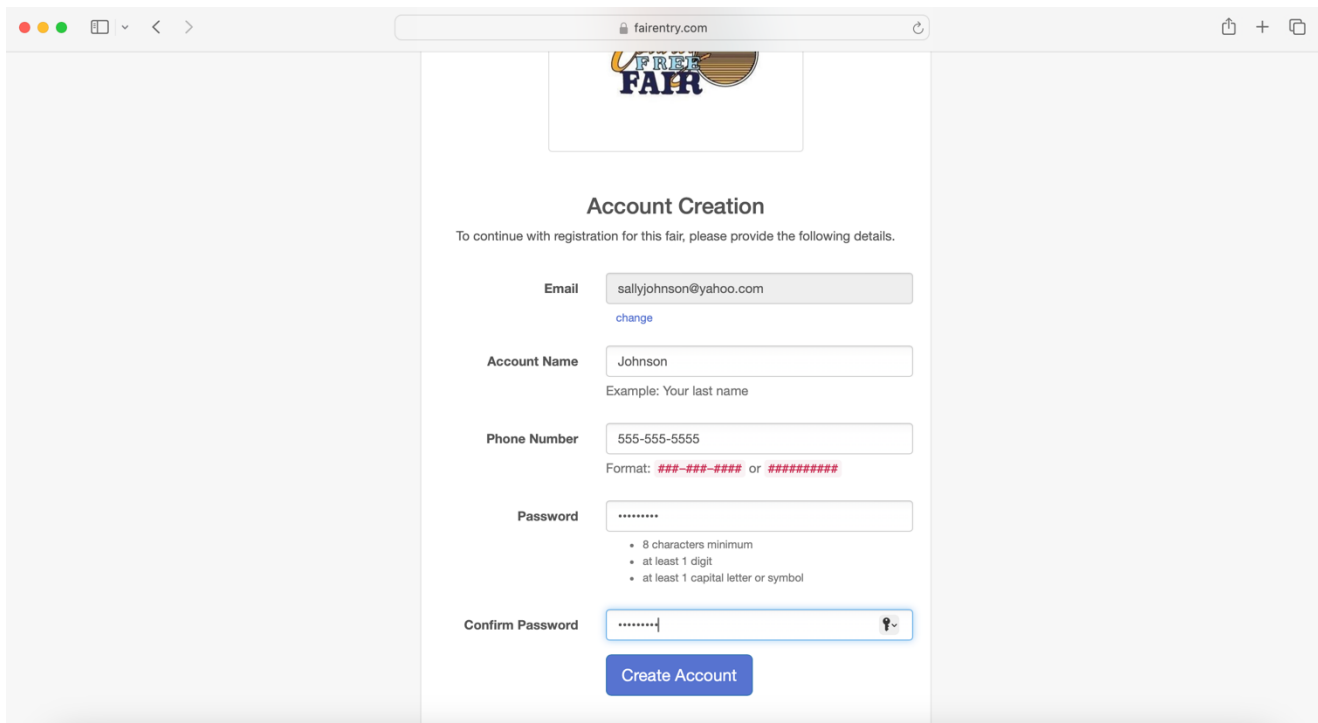
The screenshot shows the fairentry.com website. The main heading is "Use your FairEntry exhibitor account". Below it, there is an important note: "Important! If you have a FairEntry staff/admin account, you will need to create an exhibitor account. Please create your account here instead." The Fair Entry logo is displayed. Below the logo are input fields for "Email" and "Password", and a "Sign In with FairEntry" button. Below the button is a link: "Forgot your password?". At the bottom, there is a link: "Not in 4-H Online, and need a FairEntry account?". A red circle highlights this link. There is also a "Reset" link at the bottom.

7. Enter the email address you would like to use for your account.



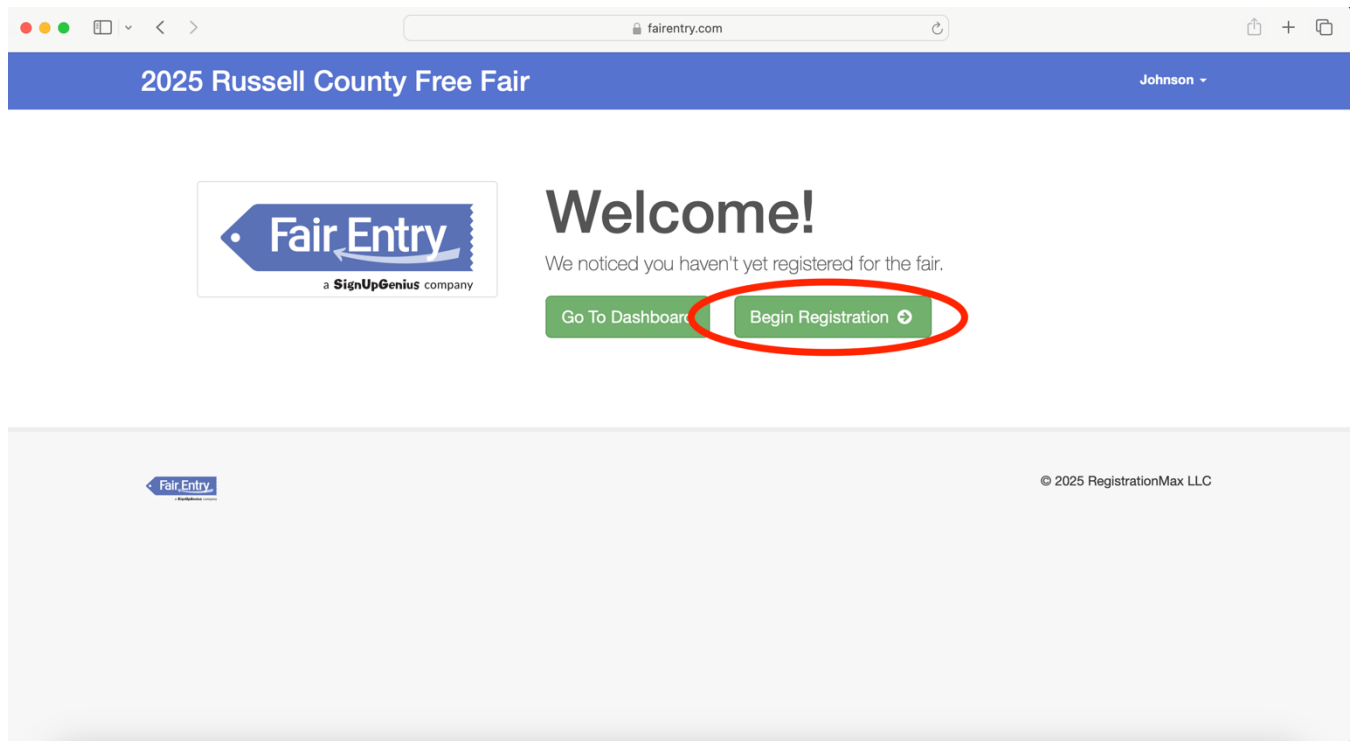
A screenshot of a web browser showing the '2025 Russell County Free Fair' FairEntry account creation page. The page has a white background with a blue header bar. At the top, there is a 'Back' link. Below it, the title '2025 Russell County Free Fair' is displayed. A logo for the 'Russell County Free Fair' is shown, featuring a circular emblem with a landscape and the text 'Russell County Free Fair'. Below the logo, the heading 'Create a FairEntry Account' is present, followed by a note: 'With this account, you will be able to register Exhibitors and Entries for this fair.' A blue box contains an important note: 'Important! If you are a 4-H member, there is no need to create a FairEntry account. Please sign in via 4HOnline instead.' Below this, there are two email input fields, both containing 'sallyjohnson@yahoo.com'. A blue 'Create Account' button is at the bottom.

8. Enter all your personal information and select 'Create Account'

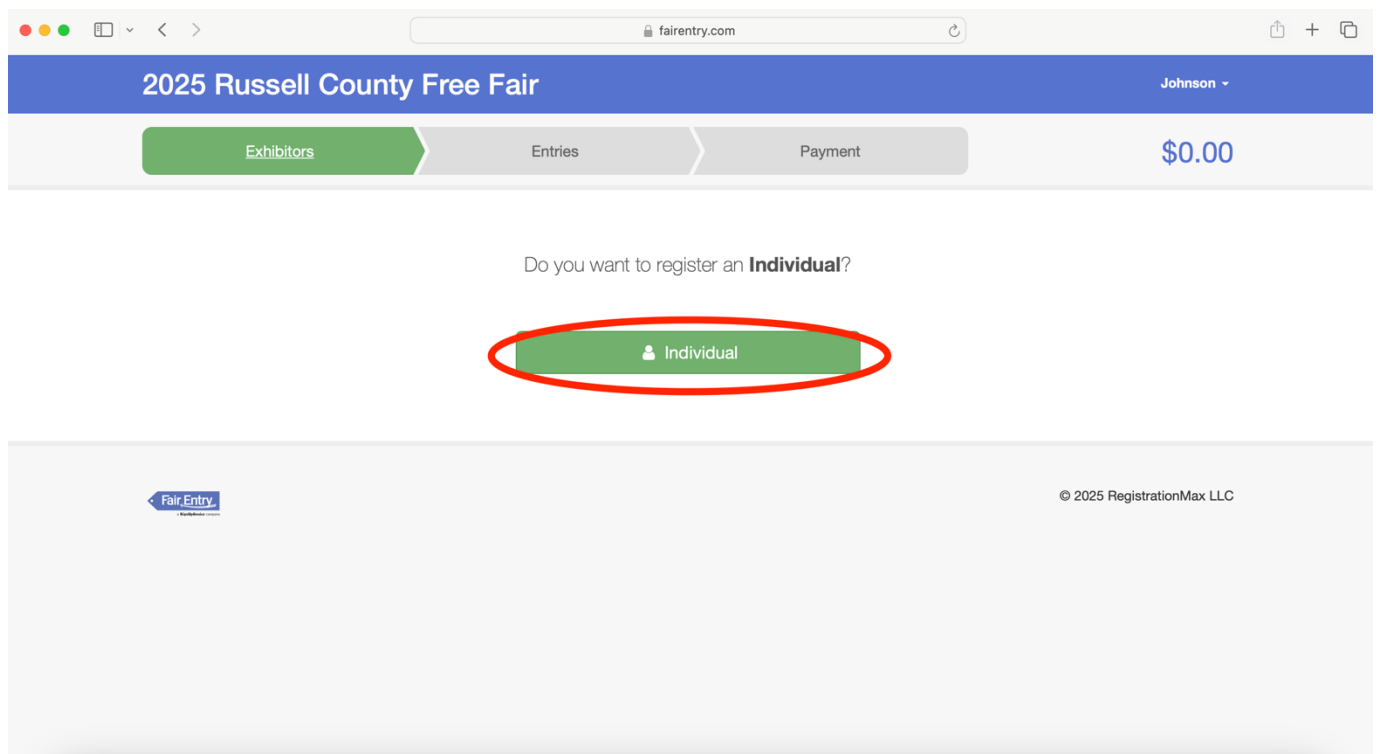


A screenshot of the 'Account Creation' page on the FairEntry website. The page has a white background with a blue header bar. At the top, there is a logo for the 'Russell County Free Fair'. Below the logo, the heading 'Account Creation' is displayed, followed by a note: 'To continue with registration for this fair, please provide the following details.' The form contains several fields: 'Email' (sallyjohnson@yahoo.com), 'Account Name' (Johnson), 'Phone Number' (555-555-5555), 'Password' (masked with dots), and 'Confirm Password' (masked with dots). A blue 'Create Account' button is at the bottom. The 'Email' field has a 'change' link below it. The 'Phone Number' field has a format note: 'Format: ###-###-#### or #####'. The 'Password' field has a list of requirements: '8 characters minimum', 'at least 1 digit', and 'at least 1 capital letter or symbol'.

9. Select 'Begin Registration'



10. Select 'Individual' to enter as an individual.



11. Enter individual exhibitor information.

The screenshot shows a web browser window with the URL `fairentry.com`. The page title is "2025 Russell County Free Fair". A modal form titled "New Individual Exhibitor" is displayed. The form contains the following fields:

- First Name** (Required): Sally
- Last Name** (Required): Johnson
- Birthdate** (Required): 01/01/1970
- County** (Optional): Midway, Russell
- Grade** (Optional):

At the bottom of the form, there are two buttons: "Cancel" and "Continue". The "Continue" button is highlighted with a red circle.

12. Continue entering individual information.

The screenshot shows the "Contact Info" step of the registration process. The page title is "2025 Russell County Free Fair". The user is logged in as "Johnson". The progress bar shows five steps: 1. Personal Details, 2. Contact Info, 3. Address, 4. Questions, and 5. Review. The "Contact Info" step is currently active.

The "Contact Info" form contains the following fields:

- Primary Phone Number** (Required): 555-555-5555. Format: ###-###-#### or #####.
- Email Address** (Optional): sallyjohnson@yahoo.com. Format: name@website.com.
- Cell Phone Number** (Optional):

At the bottom right of the form, there is a "Continue" button with a right arrow, which is highlighted with a red circle.

13. Continue entering individual information.

The screenshot shows a web browser window with the URL `fairentry.com`. The page displays a registration progress bar with five steps: Personal Details, Contact Info, Address (current step), Questions, and Review. The 'Address' section contains a blue informational box stating: "The exhibitor's address is very important! If this exhibitor will be receiving checks from the fair, those checks will be mailed to the address entered here." Below this, there are input fields for Address (Required), Address continued (Optional), City (Required), State (Required), and Postal Code (Required). The values entered are: Address: 555 Main Street, City: Russell, State: Kansas, and Postal Code: 67665. A green 'Continue' button with a right arrow is circled in red at the bottom right of the form.

14. No questions to answer, so click 'continue'

The screenshot shows the same web browser window, now on the 'Questions' step of the registration process. The progress bar shows steps 1 through 4 completed, with step 4 (Questions) highlighted. The 'Questions' section contains a message: "There are no questions to answer." A green 'Continue' button with a right arrow is circled in red at the bottom right of the form. At the top of the page, there is a blue header with the text "2025 Russell County Free Fair" and a dropdown menu showing "Johnson". Below the header, there are tabs for "Exhibitors", "Entries", and "Payment", with "Exhibitors" selected. The "Payment" tab shows a balance of "\$0.00". The footer of the page includes the "Fair Entry" logo and the copyright notice "© 2025 RegistrationMax LLC".

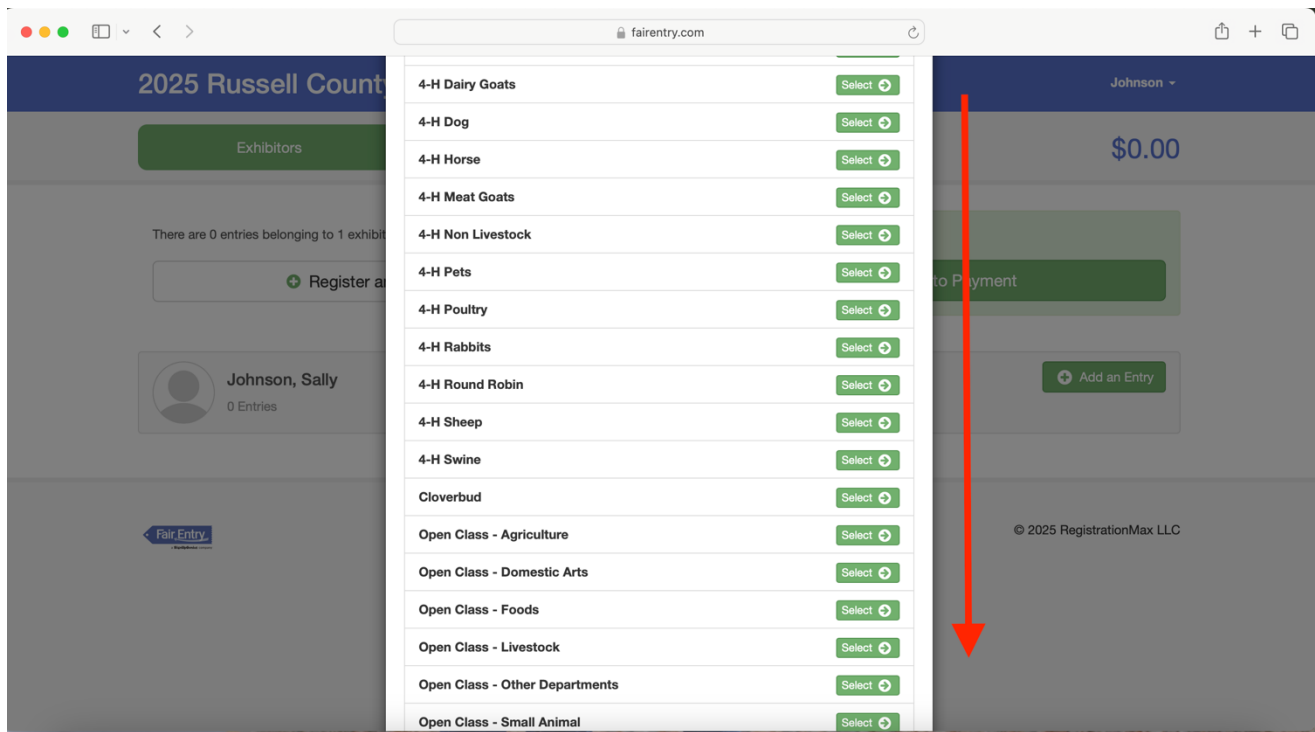
15. Click 'Continue to Entries'

The screenshot shows the '2025 Russell County Free Fair' registration page for 'Johnson, Sally'. The top navigation bar includes 'Exhibitors', 'Entries', and 'Payment' tabs, with a balance of '\$0.00'. A progress bar indicates the user is at the 'Review' step (5 of 5). Below the progress bar, a green box contains the text 'Please review the exhibitor registration.' and a green button labeled 'Continue to Entries' with a right arrow, which is circled in red. The registration details are displayed in three sections: 'Personal Details' (First Name: Sally, Last Name: Johnson, Birthdate: 1/01/1970, Gender:), 'Contact Info' (Email: sallyjohnson@yahoo.com, Home Phone: 555-555-5555, Cell Phone: , Cell Phone Carrier:), and 'Address' (555 Main Street, Russell, KS 67665). Each section has an 'Edit' button.

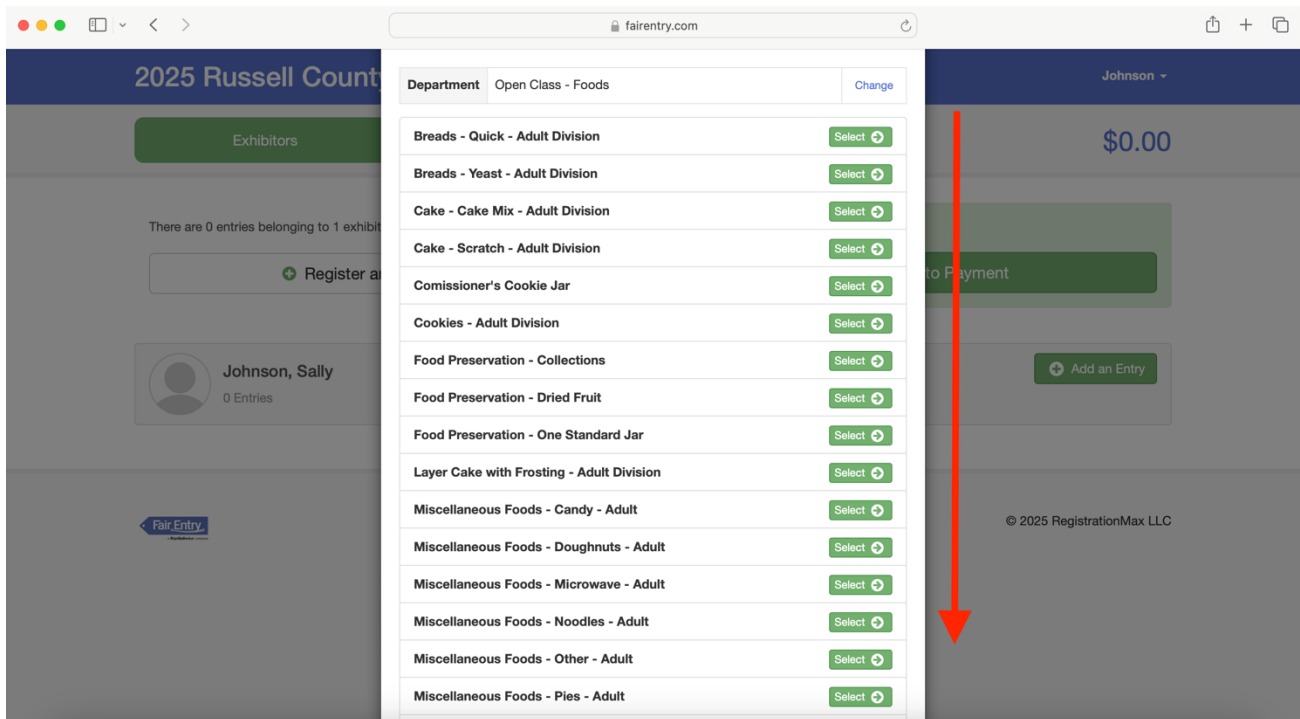
16. Now select 'Add Entry' to enter your first project.

The screenshot shows the '2025 Russell County Free Fair' registration page for 'Johnson, Sally'. The top navigation bar includes 'Exhibitors', 'Entries', and 'Payment' tabs, with a balance of '\$0.00'. Below the navigation bar, a message states 'There are 0 entries belonging to 1 exhibitor in this invoice.' and a button labeled 'Register another Exhibitor' is visible. A green box contains the text 'Everything looks good!' and a green button labeled 'Continue to Payment' with a right arrow. Below this, a section for 'Johnson, Sally' shows '0 Entries' and a green button labeled 'Add an Entry' with a plus icon, which is circled in red. The footer includes the 'Fair Entry' logo and the text '© 2025 RegistrationMax LLC'.

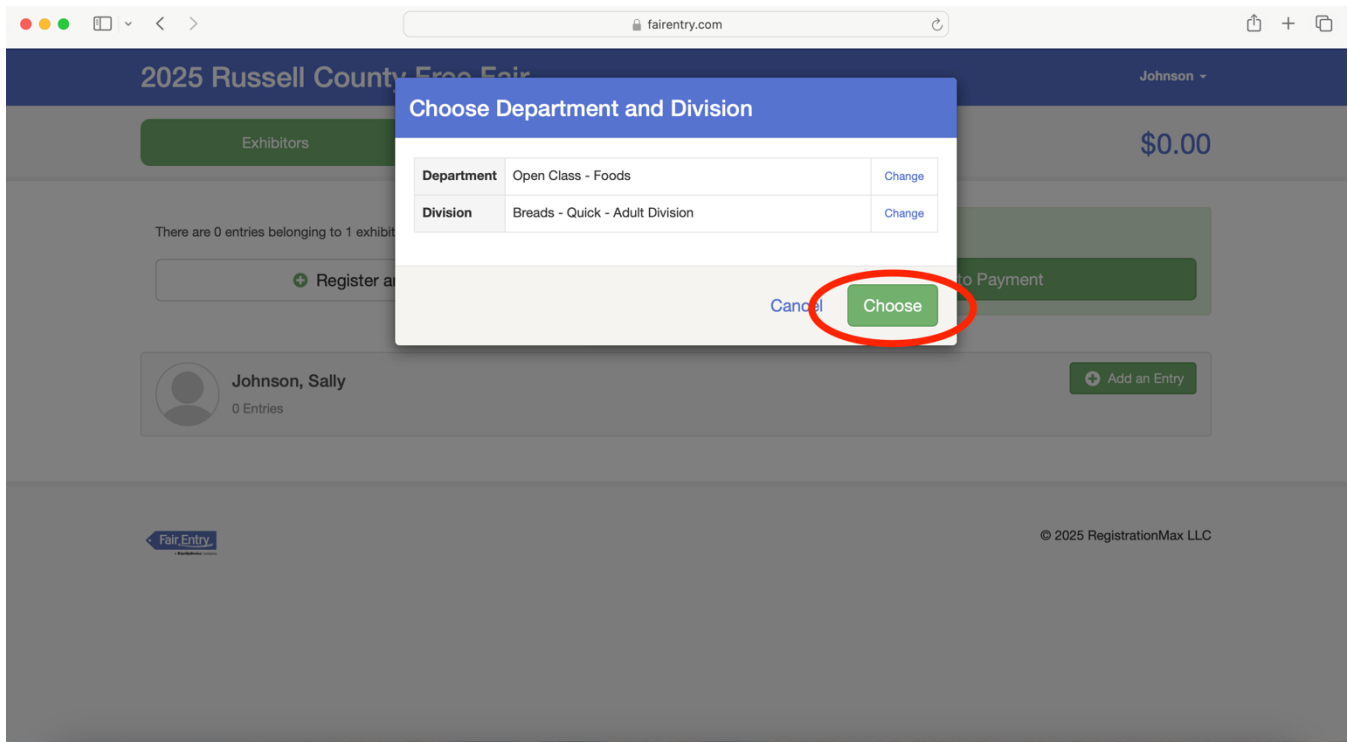
17. Scroll down to select the category you wish to enter in.



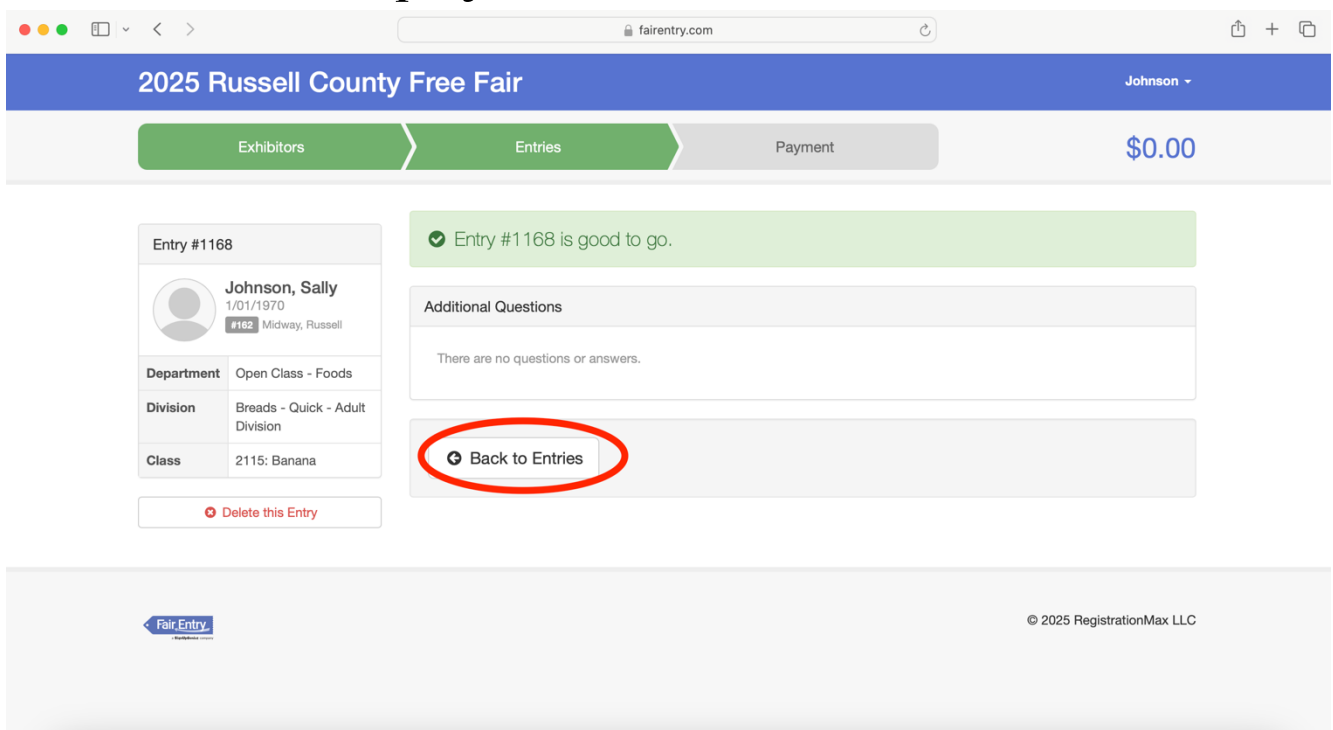
18. Scroll down to select the desired class in that category.



19. Select 'Choose'



20. Your first entry has been added. Click 'Back to Entries' to enter another project.



21. Click 'Add an Entry' and repeat steps 16-19 to enter your next project

The screenshot shows the fairentry.com website interface for the 2025 Russell County Free Fair. The top navigation bar is blue with the text "2025 Russell County Free Fair" and a dropdown menu for "Johnson". Below this is a progress bar with three steps: "Exhibitors", "Entries", and "Payment". The "Entries" step is currently active, and the total amount is "\$0.00".

Below the progress bar, there is a message: "There is 1 entry belonging to 1 exhibitor in this invoice." and a button "Register another Exhibitor". To the right, a green box contains the message "Everything looks good!" and a button "Continue to Payment".

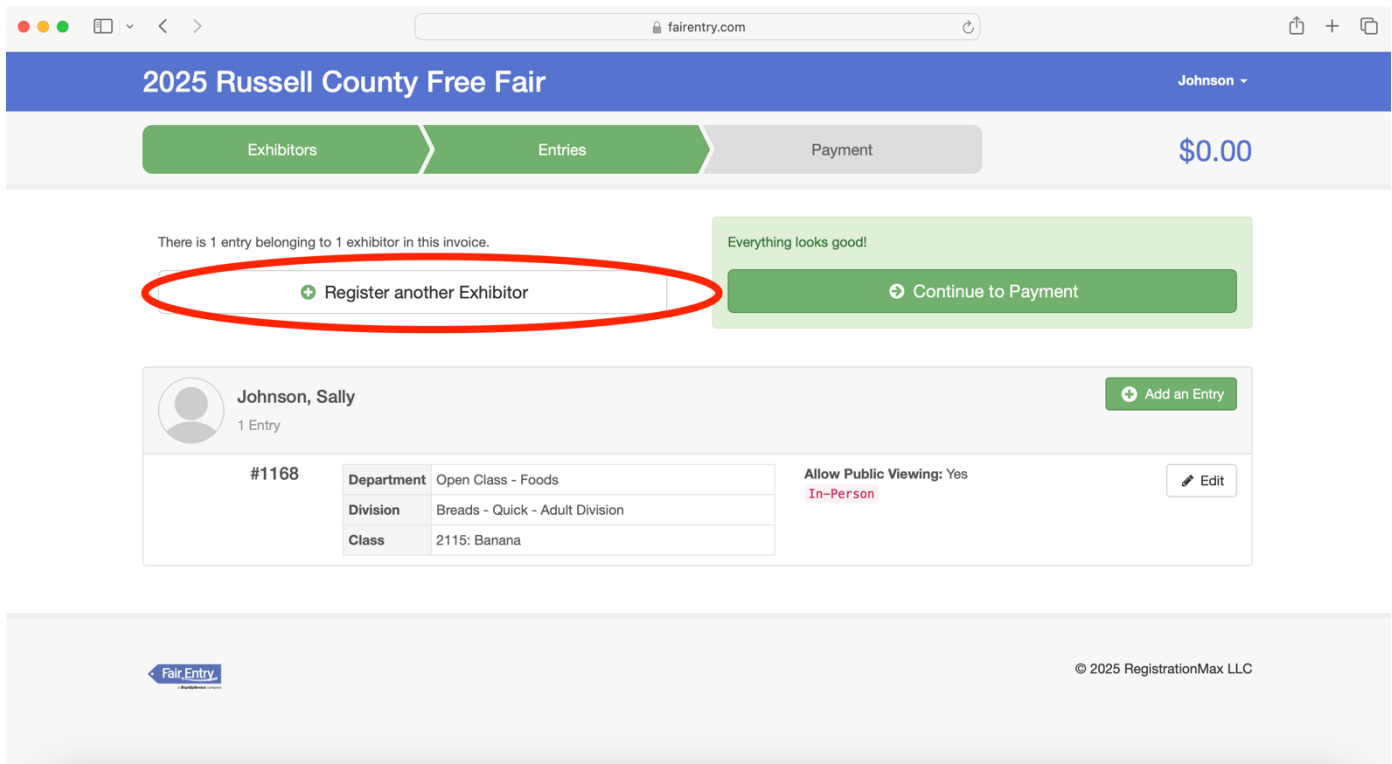
Below this, there is a section for the exhibitor "Johnson, Sally" with "1 Entry". To the right of this section is a button "Add an Entry" which is circled in red. Below the exhibitor section is a table with the following information:

#	Department	Division	Class	Allow Public Viewing: Yes	In-Person	Edit
#1168	Open Class - Foods	Breads - Quick - Adult Division	2115: Banana			

At the bottom of the page, there is a footer with the "FairEntry" logo and the text "© 2025 RegistrationMax LLC".

SPECIAL NOTE

If a *different* person in your family (i.e. child, spouse, parent, etc) also has projects to enter, everyone in your household can use the same Fair Entry account. Select ‘Register another Exhibitor’ and repeat steps 10-15 for a different family member.



2025 Russell County Free Fair Johnson ▾

Exhibitors Entries Payment \$0.00

There is 1 entry belonging to 1 exhibitor in this invoice.

Everything looks good!

[+ Register another Exhibitor](#) [+ Continue to Payment](#)

Johnson, Sally 1 Entry [+ Add an Entry](#)

#1168	Department	Open Class - Foods	Allow Public Viewing: Yes In-Person Edit
	Division	Breads - Quick - Adult Division	
	Class	2115: Banana	

[FairEntry](#) © 2025 RegistrationMax LLC